

Nursery Knowledge Organiser for Expressive, Arts and Design (EAD)

Overview

EAD is one of the four **specific** areas of learning and lays the foundations for the National Curriculum subjects of Art, Music, Dance and Design Technology in KS1. EAD is broken down into two aspects: Exploring and using media and materials and Being imaginative.

Exploring and Using Media and Materials

- Experiment with media and materials finding out about their properties and modifying and manipulating them.
- Explore sounds, patterns, movement and different tools and techniques.
- Helping children to be creative is as much about encouraging attitudes of curiosity and questioning as about skills or techniques.
- Encouraging children to choose and use materials and resources in an open-ended way helps them to make choices and to have confidence in their own ideas.






Being Imaginative

- Children's explorations into the world of pretence, building on their experiences of the real world and transforming them into something new - whether through role play, music, pretend play, block play or small world play or a range of other areas.






Key Vocabulary *wide vocabulary gives children the means to describe what they see, show their knowledge and make comparisons.*

Design, colour, texture, imagination, plan, change, feeling, creative, senses, rhythm, music

Being imaginative

Imagination		Using your imagination is about having new ideas! When using our imaginations, we create things that we find fun and interesting. We can also show different emotions (how we feel) and create new things that are not real. We can create music to copy familiar sounds and make new sounds.
Designing		When we are designing, we are thinking about ways that we can get a result (a finished piece of work) that we want or need. Some questions that designers might ask. -How can we fix problems in our world? What things look/sound/feel good together? We should also think about what it is for (purpose) and who will use it.
Our five senses		Our senses work together to help us to take in what is going on around us. When we create art, we need to think about what it does to each of our senses.
Singing		Singing uses our voices to make music. When singing, we can change the pitch (high/low) of our voice. We can also change the volume (loud/quiet) of our voice. We can create our own songs and tunes (and sometimes rhyming).
Dancing and movement		When we dance, we use our bodies to move to the sound of music. We can move some parts of our bodies to create sounds along to the beat, for example stamping our feet and clapping our hands. We can repeat some movements in a pattern, in order to create dance sequences. We can also dance to show emotions and copy movements.

Exploring and using media and materials

	Mixing colours	Colours can be mixed together to make other colours. The three primary colours are blue , red and yellow . Blue + Yellow = Green Yellow + Red = Orange Red + Blue = Purple Black + White = Grey White + Red = Pink Red + Green = Brown.
	Textures	Texture is how something feels to touch. We can use adjectives to describe different textures. Different textures are useful for different products For example- bumpy = lego, rough=sandpaper, hard= wall, smooth=plastic , soft= pillow
	Tools	Tools are objects that help us to change things. They do many different jobs. Art tools can include pencils, pens, paint brushes, rollers, scissors, hole punch, stapler, glue-stick.
	Art Form	Drawing/ painting Lines are used to create shapes and objects. By mixing colours, we can create new shades. Sculptures are made using objects (not drawn onto paper). The objects can be cut, carved, stuck or arranged in different ways. Music is a type of art that can be heard - it is about different sounds and sound patterns. Photography allows us to capture the art that we see in the world around us. Dance is how we can use our bodies to move to music. Role-play is when we act as another person or character (real or imagined).
	Familiar songs Instruments Using basic instruments	Familiar songs are songs we know well. Musical instruments are objects that are used to make music. Musical instruments can be made out of many objects, e.g. spoons, pans, tumblers and boxes. We should know how to hold/use different instruments correctly (e.g. percussion instruments/ xylophone). Using basic instruments, we can explore by Investigating the different sounds they make, playing along to the beat of music, tapping out simple rhythms and changing the tempo (slow/fast), volume (loud/quiet) and pitch (high/low).